

Introducing FDSN StationXML

StationXML support comes to Antelope

Celso Reyes
AUG Rome, Italy

May 2016

FDSN StationXML:

International Federation of Digital Seismograph Networks



... is an FDSN supported format
(that will replace dataless SEED)



... is already available from
major data centers



... can now be exported from
Antelope CSS 3.0 Databases



FDSN StationXML Schema

purpose: XML representation of the most important and commonly used structures of SEED 2.4 metadata.

goal: allow mapping to and from SEED 2.4 dataless SEED volumes

- minimal transformation or loss of information
- simplify station metadata.

Also, where lacking in SEED standard:

- Content and clarification has been added

[fdsn-station+availability-1.0.xsd](#)

Extension of the base schema that includes time series data availability structures

[Variations-FDSNSXML-SEED.txt](#)

An overview of major variations between SEED 2.4 and FDSN StationXML

StationXML Versioning

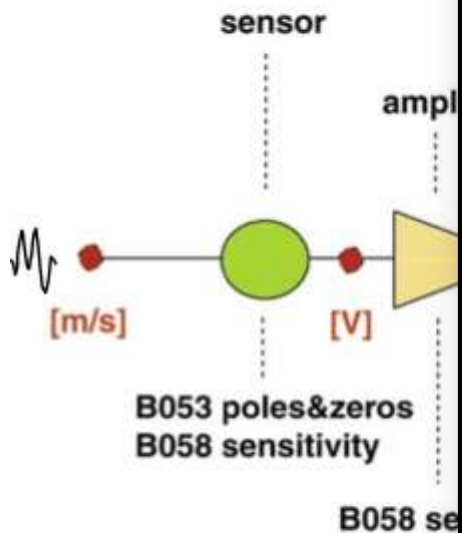
The `version` attribute of the schema definition identifies the version of the schema. This version is not enforced when validating documents.

The required `schemaVersion` attribute of the root element identifies the version of the schema that the document is compatible with. Validation only requires that a value is present but not that it matches the

Station

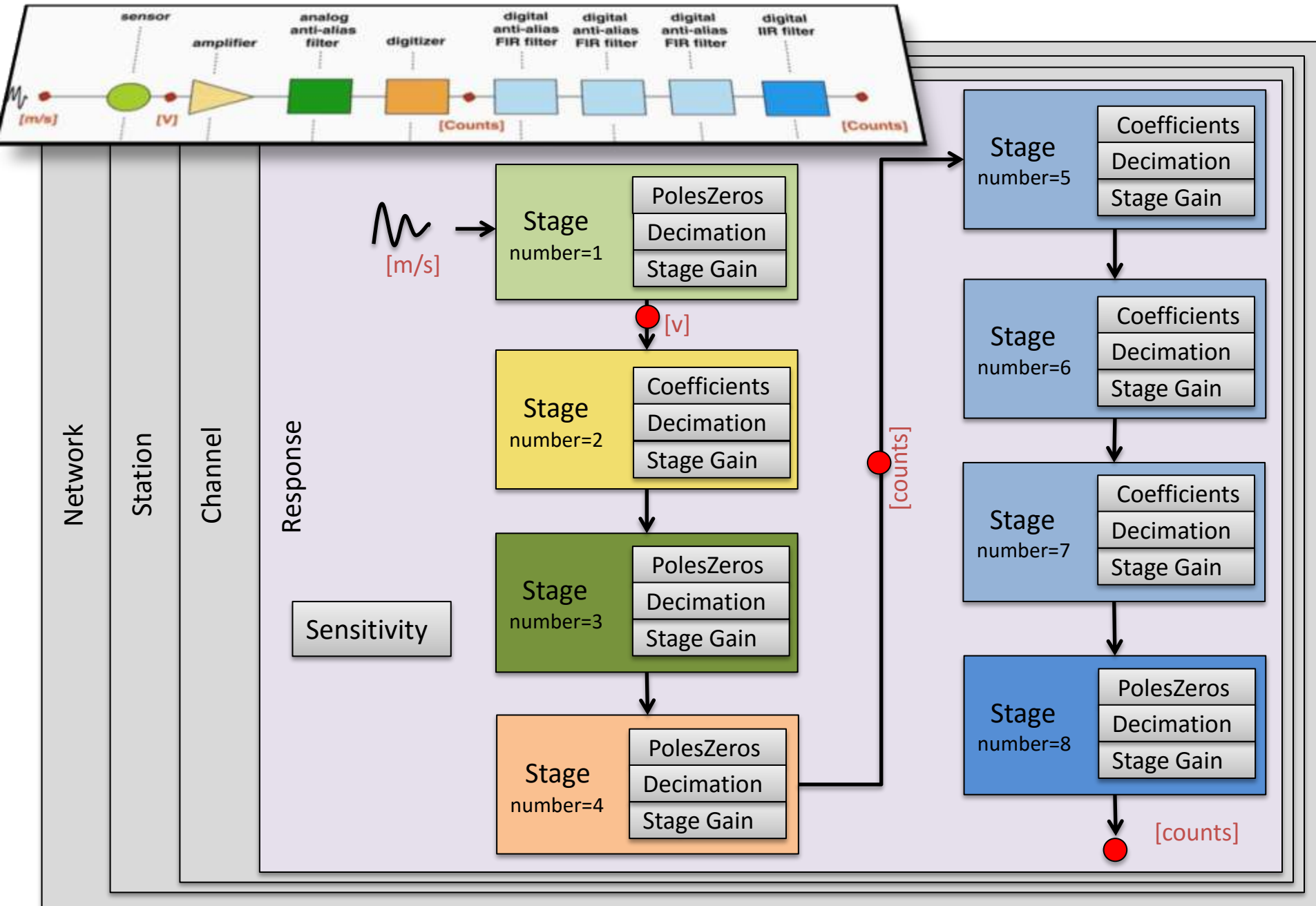
Sample:

```
0530382BΔ1007008Δ7.87395E+00Δ5.00000E-02ΔΔ3
Δ0.00000E+00Δ0.00000E+00Δ0.00000E+00Δ0.00000E+00
Δ0.00000E+00Δ0.00000E+00Δ0.00000E+00Δ0.00000E+00
-1.27000E+01Δ0.00000E+00Δ0.00000E+00Δ0.00000E+00ΔΔ4
-1.96418E-03Δ1.96418E-03Δ0.00000E+00Δ0.00000E+00
S-1.96418E-03-1.96418E-03Δ0.00000E+00Δ0.00000E+00
53-6.23500E+00Δ7.81823E+00Δ0.00000E+00Δ0.00000E+00
-6.23500E+00-7.81823E+00Δ0.00000E+00Δ0.00000E+00
```



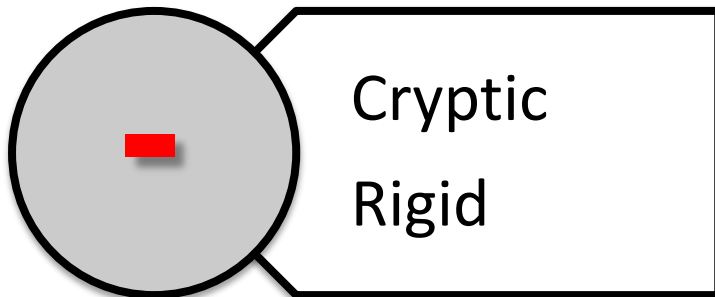
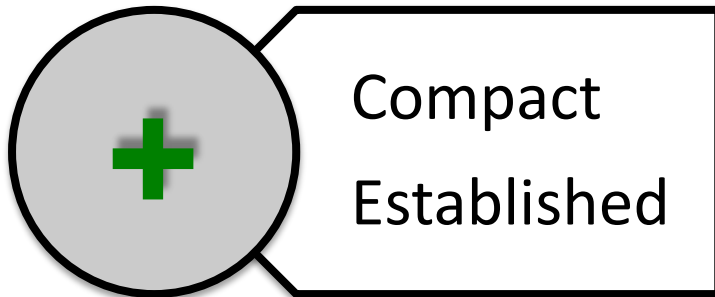
| Note | Field name | Type | Length | Mask or Flags |
|--|---------------------------------------|------|--------|---------------|
| 1 | Blockette type — 053 | D | 3 | "###" |
| 2 | Length of blockette | D | 4 | "####" |
| 3 | Transfer function type | A | 1 | [U] |
| 4 | Stage sequence number | D | 2 | "##" |
| 5 | Stage signal input units | D | 3 | "###" |
| 6 | Stage signal output units | D | 3 | "###" |
| 7 | AO normalization factor (1.0 if none) | F | 12 | "-#####E-##" |
| 8 | Normalization frequency fn(Hz) | F | 12 | "-#####E-##" |
| 9 | Number of complex zeros | D | 3 | "###" |
| REPEAT fields 10 — 13 for the Number of complex zeros: | | | | |
| 10 | Real zero | F | 12 | "-#####E-##" |
| 11 | Imaginary zero | F | 12 | "-#####E-##" |
| 12 | Real zero error | F | 12 | "-#####E-##" |
| 13 | Imaginary zero error | F | 12 | "-#####E-##" |
| 14 | Number of complex poles | D | 3 | "###" |
| REPEAT fields 15 — 18 for the Number of complex poles: | | | | |
| 15 | Real pole | F | 12 | "-#####E-##" |
| 16 | Imaginary pole | F | 12 | "-#####E-##" |
| 17 | Real pole error | F | 12 | "-#####E-##" |
| 18 | Imaginary pole error | F | 12 | "-#####E-##" |

...as StationXML

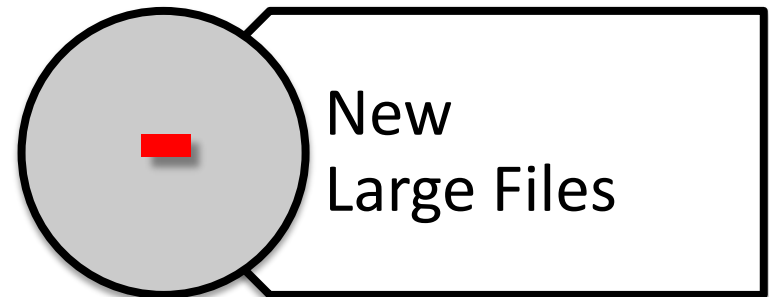
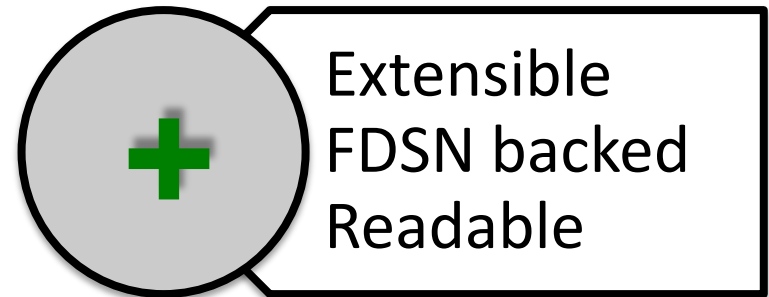


Comparison

Dataless SEED



FDSN StationXML



European Data Centers Supporting StationXML

A satellite-style map of Europe with yellow outlines of national borders. Various data center locations are labeled in yellow text across the continent. The labels are: ORFEUS (Ireland), GEOFON (France), RESIF (France), IPGP (France), SED (Spain), BGR (Germany), LMU (Germany), INGV (Italy), NOA (Greece), NIEP (Hungary), and Kandilli Obs (Turkey).

ORFEUS
GEOFON
RESIF
IPGP
SED
BGR
LMU
INGV
NOA
NIEP
Kandilli Obs

Worldwide Data Centers Supporting StationXML



FDSN StationXML is already here

NZ GeoNet

XML: eXtensible Markup Language

```
<ROOT>
```

```
  <Network Code="A1">
```

```
    <Description>Comedy Net</Description>
```

```
    <Station code="ABOT"></Station>
```

```
    <Station code="CSTL"></Station>
```

```
  </Network>
```

```
  <Network Code="B2">
```

```
    <Description>Cartoon  
Net</Description>
```

```
    <Station code="TOM"></Station>
```

```
    <Station code="JRRY"></Station>
```

```
  </Network>
```

```
</ROOT>
```

XML Elements: building blocks of XML

<ROOT>

<Network Code="A1">

<Description>Comedy Net</Description>

<Station code="ABOT"></Station>

<Station code="CSTL"></Station>

</Network>

<Network Code="B2">

**<Description>Cartoon
Net</Description>**

<Station code="TOM"></Station>

<Station code="JRRY"></Station>

</Network>

</ROOT>

XML Attributes: provide detail

```
<ROOT>
  <Network Code="A1">
    <Description>Comedy Net</Description>
    <Station code="ABOT"></Station>
    <Station code="CSTL"></Station>
  </Network>
  <Network Code="B2">
    <Description>Cartoon
Net</Description>
    <Station code="TOM"></Station>
    <Station code="JRRY"></Station>
  </Network>
</ROOT>
```


FDSNStationXML is defined by a SCHEMA

A **SCHEMA** defines:

- Elements and Attribute names
- Intent
- data types and ranges
- order of elements
- number of times each element may appear

Sample of StationXML SCHEMA

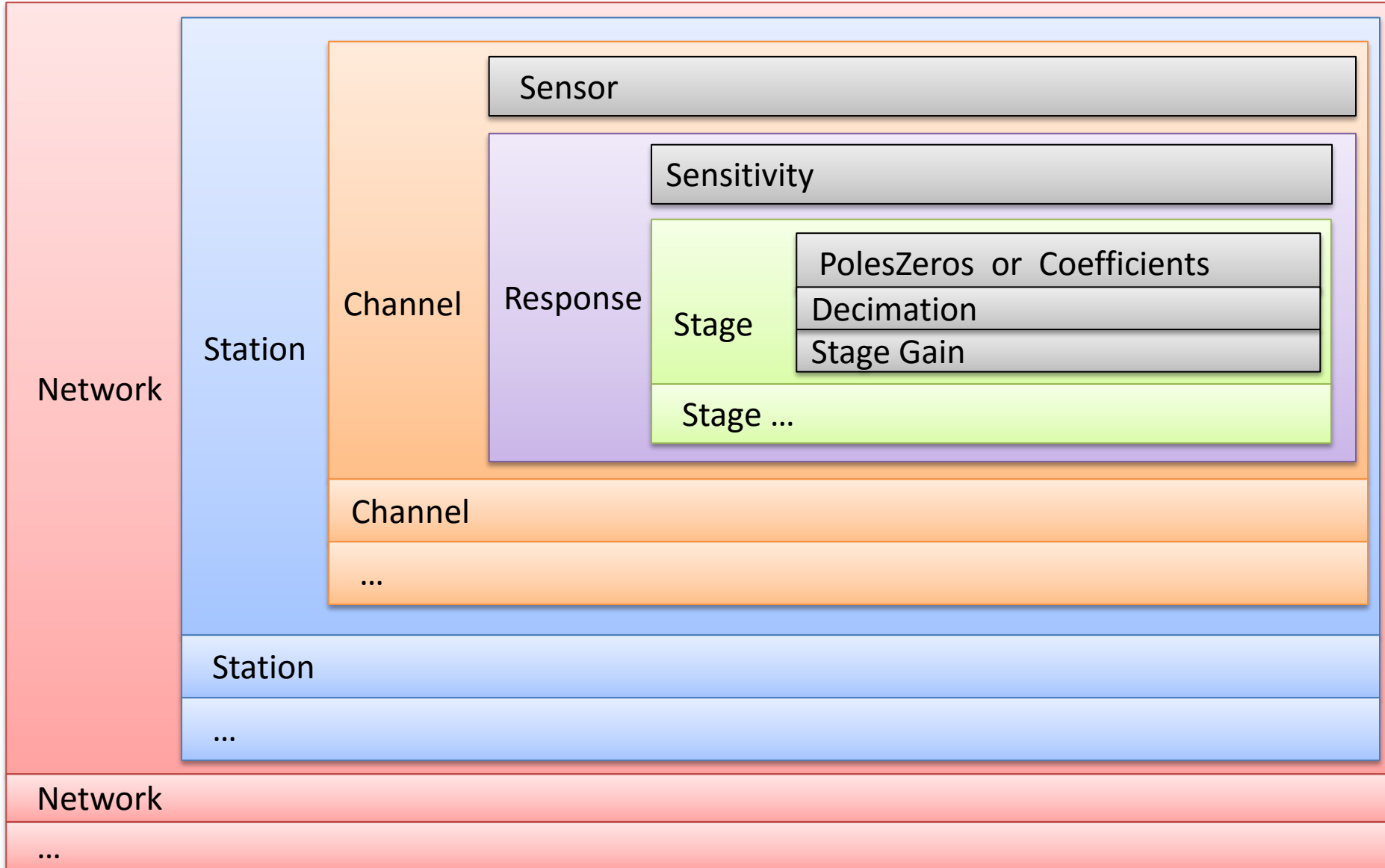
```
<schema xmlns="http://www.w3.org/2001/XMLSchema" xmlns:fsx="http://www.fdsn.org/xml/
...>
<annotation><documentation>
  FDSN StationXML schema. Designed as an XML representation of SEED metadata, the
  schema maps to the most important and commonly used structures of SEED 2.4. When
  definitions and usage are underdefined the SEED manual should be referred to for
  clarification.
</documentation></annotation>
<!-- Root element -->
<element name="FDSNStationXML" type="fsx:RootType"/>
<!-- Type definitions -->
<complexType name="RootType">
  <annotation><documentation>
    Top-level type for Station XML. Required field are Source (network ID of the i
    sending the message) and one or more Network containers or one or more Station
  </documentation></annotation>
  <sequence>
    <element name="Source" type="string">
      <annotation>
        <documentation>Network ID of the institution sending the message.</documenta
      </annotation>
    </element>
  </sequence>
</complexType>
</schema>
[...]
```

<http://www.fdsn.org/xml/station/fdsn-station-1.0.xsd>

```
><ModuleURI>...</ModuleURI>
<Created>2016-05-05T14:45:11.63006</Created>
▼<Network code="AZ" css30:netType="-">
  <Description>Anza Real-Time Broadband Network</Description>
  <SelectedNumberStations>38</SelectedNumberStations>
  ▼<Station code="BSAP" startDate="2011-08-12T00:00:00" endDate="2599-12-31T23:59:59.999">
    <Latitude>33.260200</Latitude>
    <Longitude>-116.322300</Longitude>
    <Elevation>160.000000</Elevation>
    ▼<Site>
      <Name>Borrego Springs Airport, CA, USA</Name>
    </Site>
    <Vault>-</Vault>
    <CreationDate>2011-08-12T00:00:00</CreationDate>
    <SelectedNumberChannels>3</SelectedNumberChannels>
    ▼<Channel code="HNE" locationCode="" startDate="2011-08-12T00:00:00" endDate="2599-12-31T23:59:59.999">
      ▼<Comment>
        <Value>345 269</Value>
      </Comment>
      <Latitude>33.260200</Latitude>
      <Longitude>-116.322300</Longitude>
      <Elevation>160.000000</Elevation>
      <Depth>9.000000</Depth>
      <Azimuth>90.000000</Azimuth>
      <Dip>0.000000</Dip>
      <SampleRate>250</SampleRate>
      ▼<CalibrationUnits>
        <Name>A</Name>
      </CalibrationUnits>
      ▼<Sensor css30:responseFrequencyBand="b">
        <Type>A</Type>
        <Description>Episensor 200 Hz 10 Volt per g/Reftek 72A-08 Datal</Description>
        <InstallationDate>2011-08-12T22:55:00.00000</InstallationDate>
        <CalibrationDate>2011-08-12T22:55:00.00000</CalibrationDate>
      </Sensor>
      <Response></Response>
    </Channel>
  ><Channel code="HNN" locationCode="" startDate="2011-08-12T00:00:00" endDate="2599-12-31T23:59:59.999">
```

FDSN StationXML (output) Sample

Organization of FDSN StationXML



FDSN StationXML:



... can now be exported from
Antelope CSS 3.0 Databases

Through **db2stationxml**, available as:

- Command-Line program
- C++ Function

Export from Antelope (Command Line)

- **db2stationxml** [options] databaseName

where options can be:

- **v** verbose mode
- **o** *filename* output file
- **L** *level* detail level
- **p** *filename* alternate parameter file
- **s** *regexp* regular-expression to select stations

Level (-L) Options

Network

- Network description and [station count]

Station

- Station description, coordinates, time ranges, channel count


Channel

- Channel descriptions, coordinates, time ranges, instrument descriptions and channel sensitivity

Response

- Complete channel response information

File Size by Detail Level



* Test Database containing 4 networks, 53 stations, 4089 channel epochs

db2stationxml -L network dbname

celso — db2stationXML sample — -bash — 107x27

```
Knowitall:~ celso$ echo $TESTDB  
/Users/celso/work_brnt/testdata/dbmaster/anza
```

```
Knowitall:~ celso$ db2stationxml -L network $TESTDB  
<FDSNStationXML xmlns="http://www.fdsn.org/xml/station/1" schemaVersion="1.0" xsi:schemaLocation="http://  
www.fdsn.org/xml/station/1 http://www.fdsn.org/xml/station/fdsn-station-1.0.xsd" xmlns:xsi="http://www.w3  
.org/2011/XMLSchema-instance" xmlns:css30="http://www.brnt.com/xml/station/css30" >  
  <Source></Source>  
  <Sender></Sender>  
  <Module>db2stationxml</Module>  
  <ModuleURI><!-- UNKNOWN --></ModuleURI>  
  <Created>2016-05-13T10:47:12.18524</Created>  
  <Network code="AZ" startDate="1970-01-01T00:00:00" endDate="2599-12-31T23:59:59" css30:netType="-" >  
    <Description>Anza Real-Time Broadband Network</Description>  
    <SelectedNumberStations>38</SelectedNumberStations>  
  </Network>  
  <Network code="PB" startDate="1970-01-01T00:00:00" endDate="2599-12-31T23:59:59" css30:netType="ww" >  
    <Description>Plate Boundary Observatory Borehole Seismic Network</Description>  
    <SelectedNumberStations>11</SelectedNumberStations>  
  </Network>  
  <Network code="YN" startDate="1970-01-01T00:00:00" endDate="2599-12-31T23:59:59" css30:netType="-" >  
    <Description>San Jacinto Fault Zone (SJFZ)</Description>  
    <SelectedNumberStations>4</SelectedNumberStations>  
  </Network>  
</FDSNStationXML>
```

db2stationxml -L station -s "A.*" dbname

```
Knowitall:~ celso$ db2stationxml -L station -s "A.*" $TESTDB
<FDSNStationXML xmlns="http://www.fdsn.org/xml/station/1" schemaVersion="1.0" xsi:schemaLocation="http://www.fdsn.org/xml/station/1 http://www.fdsn.org/xml/station/fdsn-station-1.0.xsd" xmlns:xsi="http://www.w3.org/2011/XMLSchema-instance" xmlns:css30="http://www.brtt.com/xml/station/css30" >
  <Source></Source>
  <Sender></Sender>
  <Module>db2stationxml</Module>
  <ModuleURI><!-- UNKNOWN --></ModuleURI>
  <Created>2016-05-13T11:03:48.56772</Created>
  <Network code="YN" startDate="1970-01-01T00:00:00" endDate="2599-12-31T23:59:59" css30:netType="-" >
    <Description>San Jacinto Fault Zone (SJFZ)</Description>
    <SelectedNumberStations>1</SelectedNumberStations>
    <Station code="ALCY" startDate="2012-03-23T00:00:00" endDate="2016-12-31T00:00:00" >
      <Latitude>33.507400</Latitude>
      <Longitude>-116.468600</Longitude>
      <Elevation>1756.000000</Elevation>
      <Site>
        <Name>ALCY, Anza, CA, USA</Name>
      </Site>
      <Vault>--</Vault>
      <CreationDate>2012-03-23T00:00:00</CreationDate>
      <SelectedNumberChannels>21</SelectedNumberChannels>
    </Station>
  </Network>
</FDSNStationXML>
```


Export from Antelope, C++

```
#include "dbstationxml.h"
```

```
int db2stationxml(  
    Dbptr db ,           // open database  
    Pf *pf,             // open parameter file  
    Arr *subset_rule,   // regexp filters  
    ostream &out,       // output stream  
    int flags)          // level and verbosity
```

Sample C++ Program

```
// includes go here

int main() {

    // Get Parameter File

    // Open a file to write to

    // Set criteria

    // set options ( level and verbosity)

    // Open Database

    // Request FDSN Station XML

    // Output Results

    // Clean up
}
```

Include:

<stdlib.h>

<iostream>

<fstream>

"db.h"

"stock.h"

"dbstationxml.h"

Tables used by db2stationxml

- *network* - network information
- *snetsta* - SEED network and station mappings
- *site* - station details, such as location
- *sitechan* - channel details, such as instrument orientation
- *instrument* - instrument name and sample rate
- *calibration* - detector details
- *stage* - detailed response information

Table Mappings

calibration instrument network schanloc sensor
site sitechan snetsta stage responsefiles .

FDSNStationXML Source Sender Module ModuleURI Created
Network code startDate endDate Description SelectedNumberStations
Station code startDate endDate Latitude Longitude
Elevation SelectedNumberChannels Site
Channel code locationCode startDate endDate Latitude Longitude
Elevation Depth Azimuth Dip SampleRate
CalibrationUnits
Sensor Type Description InstallationDate CalibrationDate
Response
InstrumentSensitivity Value Frequency InputUnits OutputUnits
Stage number
PolesZeros InputUnits OutputUnits PzTransferFunctionType
NormalizationFactor NormalizationFrequency
Pole number
Real minusError plusError
Imaginary minusError plusError
Coefficients InputUnits OutputUnits
Numerator minusError plusError
Denominator minusError plusError
Decimation InputSampleRate Factor Offset Delay Correction
StageGain Value Frequency

Parameter file:

root_node **root_group**

```
root_group &Arr{  
  name            ROOT  
  
  attributes &Tbl{  
  elements    &Tbl{  
    network_group CATEGORIZED_GROUP snetsta.snet  
  }  
}
```

```
network_group &Arr{  
  name            Network  
  
  attributes &Tbl{  
    Code        lookup        snetsta.snet  
    created    epoch        now()  
  }  
  elements    &Tbl{  
    Description lookup        network.description  
    sta_group CATEGORIZED_GROUP snetsta.fsta  
  }  
}
```

```
sta_group &Arr{  
  name    Station  
  
  attributes &Tbl{  
    code    lookup    snetsta.fsa  
  }  
  elements    &Tbl{  
  }  
}
```

snetsta table:

| <u>snet</u> | <u>fsta</u> |
|-------------|-------------|
| A1 | ABOT |
| A1 | CSTL |
| B2 | TOM |
| B2 | JRRY |

network table:

| <u>net</u> | <u>description</u> |
|------------|--------------------|
| A1 | Comedy Net |
| B2 | Cartoon Net |

<ROOT>

Output:

Parameter file:

```

root_node    root_group

root_group &Arr{
  name      ROOT

  attributes &Tbl{}
  elements  &Tbl{
    network_group CATEGORIZED_GROUP snetsta.snet
  }
}

network_group &Arr{
  name      Network

  attributes &Tbl{
    Code      lookup      snetsta.snet
    created   epoch       now()
  }
  elements  &Tbl{
    Description lookup      network.description
    sta_group  CATEGORIZED_GROUP snetsta.fsta
  }
}

sta_group &Arr{
  name      Station

  attributes &Tbl{
    code      lookup      snetsta.fsta
  }
  elements  &Tbl{}
}

```

snetsta.snet
A1
B2

snetsta table:

| <u>snet</u> | <u>fsta</u> |
|-------------|-------------|
| A1 | ABOT |
| A1 | CSTL |
| B2 | TOM |
| B2 | JRRY |

network table:

| <u>net</u> | <u>description</u> |
|------------|--------------------|
| A1 | Comedy Net |
| B2 | Cartoon Net |

<ROOT>

Output:

Parameter file:

```

root_node    root_group

root_group &Arr{
  name      ROOT

  attributes &Tbl{
    elements &Tbl{
      network_group CATEGORIZED_GROUP snetsta.snet
    }
  }

network_group &Arr{
  name      Network

  attributes &Tbl{
    Code      lookup      snetsta.snet
    created   epoch       now()
  }
  elements   &Tbl{
    Description lookup    network.description
    sta_group CATEGORIZED_GROUP snetsta.fsta
  }
}

sta_group &Arr{
  name      Station

  attributes &Tbl{
    code     lookup    snetsta.fsta
  }
  elements   &Tbl{}
}

```

snetsta.snet
A1
 B2

snetsta table:

| <u>snet</u> | <u>fsta</u> |
|-------------|-------------|
| A1 | ABOT |
| A1 | CSTL |
| B2 | TOM |
| B2 | JRRY |

network table:

| <u>net</u> | <u>description</u> |
|------------|--------------------|
| A1 | Comedy Net |
| B2 | Cartoon Net |

Output:

<ROOT>
 <**Network**>

Parameter file:

```

root_node    root_group

root_group &Arr{
  name      ROOT

  attributes &Tbl{
    elements &Tbl{
      network_group CATEGORIZED_GROUP snetsta.snet
    }
  }

network_group &Arr{
  name      Network

  attributes &Tbl{
    Code      lookup      snetsta.snet
    created  epoch      now()
  }
  elements  &Tbl{
    Description lookup network.description
    sta_group  CATEGORIZED_GROUP snetsta.fsta
  }
}

sta_group &Arr{
  name      Station

  attributes &Tbl{
    code    lookup snetsta.snet
  }
  elements &Tbl{}
}

```

snetsta.snet
A1
 B2

snetsta table:

| <u>snet</u> | <u>fsta</u> |
|-------------|-------------|
| A1 | ABOT |
| A1 | CSTL |
| B2 | TOM |
| B2 | JRRY |

network table:

| <u>net</u> | <u>description</u> |
|------------|--------------------|
| A1 | Comedy Net |
| B2 | Cartoon Net |

Output:

<ROOT>
 <Network **Code="A1" created="2016-05-20">**

Parameter file:

```

root_node    root_group

root_group &Arr{
  name      ROOT

  attributes &Tbl{
    elements &Tbl{
      network_group CATEGORIZED_GROUP snetsta.snet
    }
  }

network_group &Arr{
  name      Network

  attributes &Tbl{
    Code      lookup      snetsta.snet
    created   epoch      now()
  }
  elements &Tbl{
    Description lookup network.description
    sta_group CATEGORIZED_GROUP snetsta.fsta
  }
}

sta_group &Arr{
  name      Station

  attributes &Tbl{
    code      lookup      snetsta.snet
  }
  elements &Tbl{}
}

```

snetsta.snet
A1
 B2

snetsta table:

| <u>snet</u> | <u>fsta</u> |
|-------------|-------------|
| A1 | ABOT |
| A1 | CSTL |
| B2 | TOM |
| B2 | JRRY |

network table:

| <u>net</u> | <u>description</u> |
|------------|--------------------|
| A1 | Comedy Net |
| B2 | Cartoon Net |

Output:

```

<ROOT>
  <Network Code="A1" created="2016-05-20">
    <Description>Comedy Net</Description>

```

Parameter file:

```

root_node    root_group

root_group &Arr{
  name      ROOT

  attributes &Tbl{
    elements &Tbl{
      network_group CATEGORIZED_GROUP snetsta.snet
    }
  }
}

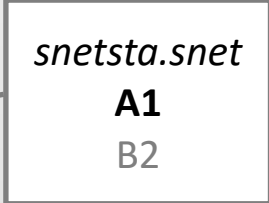
network_group &Arr{
  name      Network

  attributes &Tbl{
    Code      lookup      snetsta.snet
    created   epoch       now()
  }
  elements &Tbl{
    Description lookup network.description
    sta_group  CATEGORIZED_GROUP snetsta.fsta
  }
}

sta_group &Arr{
  name      Station

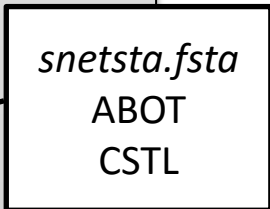
  attributes &Tbl{
    code      lookup      snetsta.fsta
  }
  elements &Tbl{}
}

```



snetsta table:

| <u>snet</u> | <u>fsta</u> |
|-------------|-------------|
| A1 | ABOT |
| A1 | CSTL |
| B2 | TOM |
| B2 | JRRY |



network table:

| <u>net</u> | <u>description</u> |
|------------|--------------------|
| A1 | Comedy Net |
| B2 | Cartoon Net |

Output:

```

<ROOT>
  <Network Code="A1" created="2016-05-20">
    <Description>Comedy Net</Description>

```


Parameter file:

```

root_node    root_group

root_group &Arr{
  name      ROOT

  attributes &Tbl{
    elements &Tbl{
      network_group CATEGORIZED_GROUP snetsta.snet
    }
  }

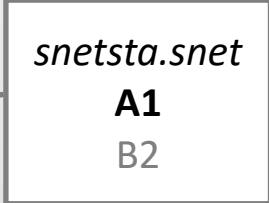
network_group &Arr{
  name      Network

  attributes &Tbl{
    Code      lookup      snetsta.snet
    created   epoch       now()
  }
  elements &Tbl{
    Description lookup    network.description
    sta_group  CATEGORIZED_GROUP snetsta.fsta
  }
}

sta_group &Arr{
  name      Station

  attributes &Tbl{
    code     lookup      snetsta.fsta
  }
  elements &Tbl{}
}

```



snetsta table:

| <u>snet</u> | <u>fsta</u> |
|-------------|-------------|
| A1 | ABOT |
| A1 | CSTL |
| B2 | TOM |
| B2 | JRRY |



network table:

| <u>net</u> | <u>description</u> |
|------------|--------------------|
| A1 | Comedy Net |
| B2 | Cartoon Net |

Output:

```

<ROOT>
  <Network Code="A1" created="2016-05-20">
    <Description>Comedy Net</Description>

```

Parameter file:

```

root_node    root_group

root_group  &Arr{
  name      ROOT

  attributes &Tbl{
    elements &Tbl{
      network_group CATEGORIZED_GROUP snetsta.snet
    }
  }

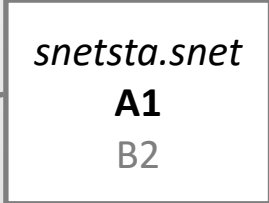
network_group &Arr{
  name      Network

  attributes &Tbl{
    Code      lookup      snetsta.snet
    created   epoch       now()
  }
  elements  &Tbl{
    Description lookup    network.description
    sta_group  CATEGORIZED_GROUP snetsta.fsta
  }
}

sta_group  &Arr{
  name      Station

  attributes &Tbl{
    code     lookup      snetsta.fsta
  }
  elements  &Tbl{}
}

```



snetsta table:

| <u>snet</u> | <u>fsta</u> |
|-------------|-------------|
| A1 | ABOT |
| A1 | CSTL |
| B2 | TOM |
| B2 | JRRY |

network table:

| <u>net</u> | <u>description</u> |
|------------|--------------------|
| A1 | Comedy Net |
| B2 | Cartoon Net |

Output:

```

<ROOT>
  <Network Code="A1" created="2016-05-20">
    <Description>Comedy Net</Description>
    <Station code="ABOT"

```

Parameter file:

```

root_node    root_group

root_group &Arr{
  name      ROOT

  attributes &Tbl{
    elements &Tbl{
      network_group CATEGORIZED_GROUP snetsta.snet
    }
  }

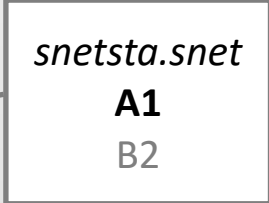
network_group &Arr{
  name      Network

  attributes &Tbl{
    Code      lookup      snetsta.snet
    created   epoch       now()
  }
  elements &Tbl{
    Description lookup      network.description
    sta_group  CATEGORIZED_GROUP snetsta.fsta
  }
}

sta_group &Arr{
  name      Station

  attributes &Tbl{
    code     lookup      snetsta.fsta
  }
  elements &Tbl{}
}

```



snetsta table:

| <u>snet</u> | <u>fsta</u> |
|-------------|-------------|
| A1 | ABOT |
| A1 | CSTL |
| B2 | TOM |
| B2 | JRRY |



network table:

| <u>net</u> | <u>description</u> |
|------------|--------------------|
| A1 | Comedy Net |
| B2 | Cartoon Net |

Output:

```

<ROOT>
  <Network Code="A1" created="2016-05-20">
    <Description>Comedy Net</Description>
    <Station code="ABOT"></Station>
    <Station code="CSTL"></Station>
  </Network>

```

Parameter file:

```

root_node    root_group

root_group &Arr{
  name      ROOT

  attributes &Tbl{
    elements &Tbl{
      network_group CATEGORIZED_GROUP snetsta.snet
    }
  }

network_group &Arr{
  name      Network

  attributes &Tbl{
    Code      lookup      snetsta.snet
    created   epoch      now()
  }
  elements &Tbl{
    Description lookup      network.description
    sta_group  CATEGORIZED_GROUP snetsta.fsta
  }
}

sta_group &Arr{
  name      Station

  attributes &Tbl{
    code     lookup      snetsta.fsta
  }
  elements &Tbl{}
}

```

snetsta.snet
A1
 B2

snetsta table:

| <u>snet</u> | <u>fsta</u> |
|-------------|-------------|
| A1 | ABOT |
| A1 | CSTL |
| B2 | TOM |
| B2 | JRRY |

network table:

| <u>net</u> | <u>description</u> |
|------------|--------------------|
| A1 | Comedy Net |
| B2 | Cartoon Net |

Output:

```

<ROOT>
  <Network Code="A1" created="2016-05-20">
    <Description>Comedy Net</Description>
    <Station code="ABOT"></Station>
    <Station code="CSTL"></Station>
  </Network>

```

Parameter file:

```

root_node    root_group

root_group &Arr{
  name      ROOT

  attributes &Tbl{
    elements &Tbl{
      network_group CATEGORIZED_GROUP snetsta.snet
    }
  }
}

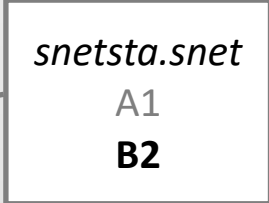
network_group &Arr{
  name      Network

  attributes &Tbl{
    Code      lookup      snetsta.snet
    created   epoch       now()
  }
  elements &Tbl{
    Description lookup      network.description
    sta_group  CATEGORIZED_GROUP snetsta.fsta
  }
}

sta_group &Arr{
  name      Station

  attributes &Tbl{
    code      lookup      snetsta.fsta
  }
  elements &Tbl{}
}

```



snetsta table:

| <u>snet</u> | <u>fsta</u> |
|-------------|-------------|
| A1 | ABOT |
| A1 | CSTL |
| B2 | TOM |
| B2 | JRRY |

network table:

| <u>net</u> | <u>description</u> |
|------------|--------------------|
| A1 | Comedy Net |
| B2 | Cartoon Net |

Output:

```

<ROOT>
  <Network Code="A1" created="2016-05-20">
    <Description>Comedy Net</Description>
    <Station code="ABOT"></Station>
    <Station code="CSTL"></Station>
  </Network>
  <Network ... /Network>
</ROOT>

```


sampling of programs that access StationXML

- ObsPy – Python Toolbox for seismology / seismological observatories
- Evalresp
 - <http://ds.iris.edu/ds/nodes/dmc/software/downloads/downloads/evalresp/>
- SOD – Standing order for data
- [... Future ? ...]

Feedback

- Uses for StationXML
- Import of FDSN StationXML?
- Feedback appreciated